

DTC STANDARD CABINET 19 INCH



STANDARIZATION

- Comply with ANSI / EIARS-310-D, DIN41491; PART1, IEC 297-2, IEC 60297, DIN41494 ; PART7,


FEATURE

- Hexangular hole front door design for airflow and heat dissipation
- Front door curve perforate 70 % or glass (acrylic) type
- Each side panel with lock and ventilation for security and heat cooling
- Two side panel using quickly release sliding latches, easy to knockdown
- Large cable entry in base, adjustable feet and universal castor in the bottom, static loading : 1000 KG
- Full range of optional accessories
- Flat package, easy to carry and save space
- Advanced lock . Efficient and solid cabinet connection
- Galvanis Stell frame material
- Standard available;
20U : 1055 x 600 x 600/800/900/1000/1100/1200 mm
30U : 1505 x 600 x 600/800/900/1000/1100/1200 mm
42U : 2035 x 600 x 600/800/900/1000/1100/1200 mm
45U : 2150 x 600 x 600/800/900/1000/1100/1200 mm
- Estimation Weight after install
20U : 70 kg 42U : 118 kg (1000 mm)
30U : 93 kg 42U : 128 kg (1100 mm)


APPLICATION

- Widely applied in Finance, Securities and Data Centre

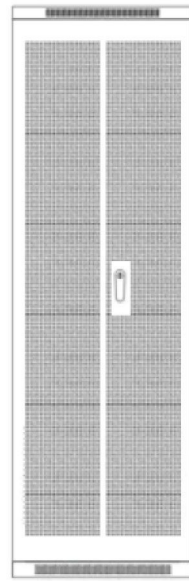
DIMENSION



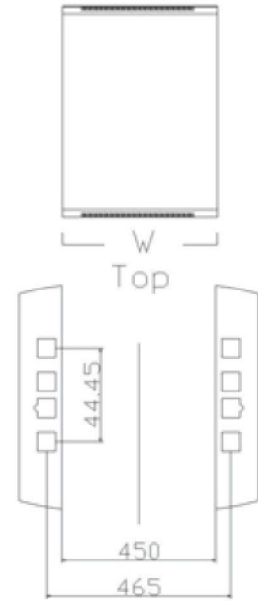
Front view



Side view

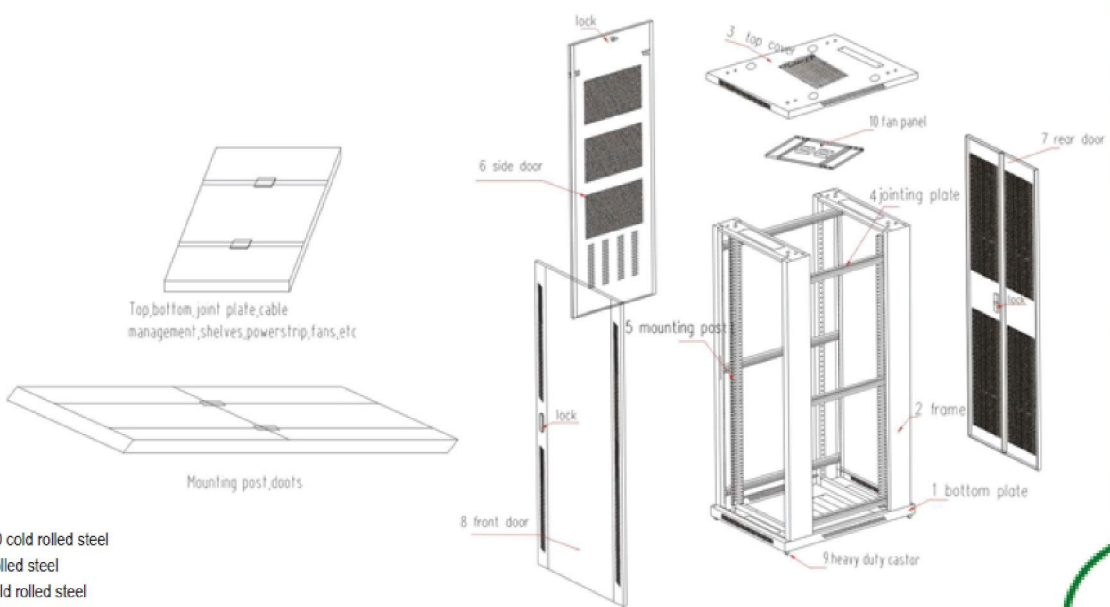


Rear view



Mounting dimension

STRUCTURAL



- 1. Mounting post 2.0 cold rolled steel
- 2. Frame 1.5 cold rolled steel
- 3. Front Door 1.2 cold rolled steel
- 4. Side Door 1.0 cold rolled steel
- 5. Left Rear Door 1.5 cold rolled steel
- 6. Right Rear Door 1.5 cold rolled steel



DTC STANDARD CABINET 24 INCH



STANDARIZATION

- Comply with ANSI/EIARS-310-D, DIN41491; PART1, IEC297-2, DIN41494; PART7, GB/T3047.2-92 standard

FEATURE

- Hexangular hole front door design for airflow and heat dissipation
- Front door curve perforate or glass (acrylic) type Firm steel construction and precise measurement
- 19" standard mounting post with adjustable design
- Each side panel with lock and ventilation for security and heat cooling
- Two side panel using quickly release sliding latches, easy to knockdown
- Large cable entry in base, adjustable feet and universal castor in the bottom, static loading : 1000 KG
- Full range of optional accessories
- Flat package, easy to carry and save space
- Advanced lock . Efficient and solid cabinet connection
- Standard available;
20U : 1055 x 800 x 900/1000/1100/1200 mm
25U : 1275 x 800 x 900/1000/1100/1200 mm
30U : 1505 x 800 x 900/1000/1100/1200 mm
42U : 2035 x 800 x 900/1000/1100/1200 mm
45U : 2150 x 800 x 900/1000/1100/1200 mm

APPLICATION

- Widely applied in Finance, Securities and Data Centre

DIMENSION


Main dimension



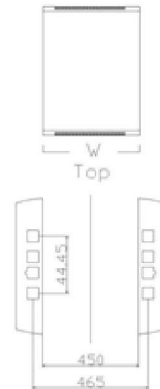
Front view



Side view



Rear view

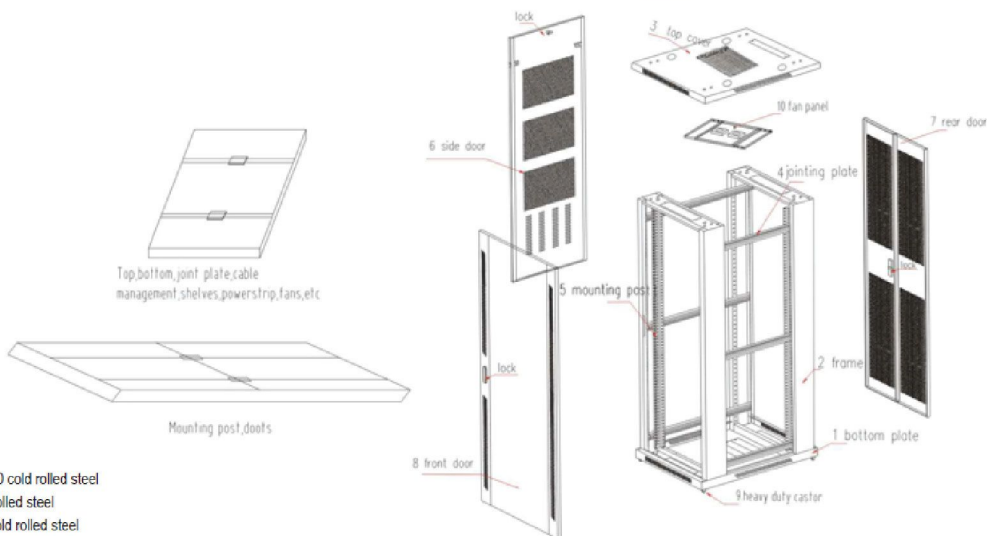


Mounting dimension

Technical Data

Part	Material	Surface finishing
Frame	1.5mm thick steel	Degreasing, pickling, phosphoric, dip-coat, primed, powder coat
Mounting post	2.0mm thick steel	Degreasing, pickling, phosphoric, dip-coat, primed, powder coat
Front door	1.2mm thick steel with tempered glass	Degreasing, pickling, phosphoric, dip-coat, primed, powder coat
Others	1mm thick steel	Degreasing, pickling, phosphoric, dip-coat, primed, powder coat

STRUCTURAL



1. Mounting post 2.0 cold rolled steel
2. Frame 1.5 cold rolled steel
3. Front Door 1.2 cold rolled steel
4. Side Door 1.0 cold rolled steel
5. Left Rear Door 1.5 cold rolled steel
6. Right Rear Door 1.5 cold rolled steel

